

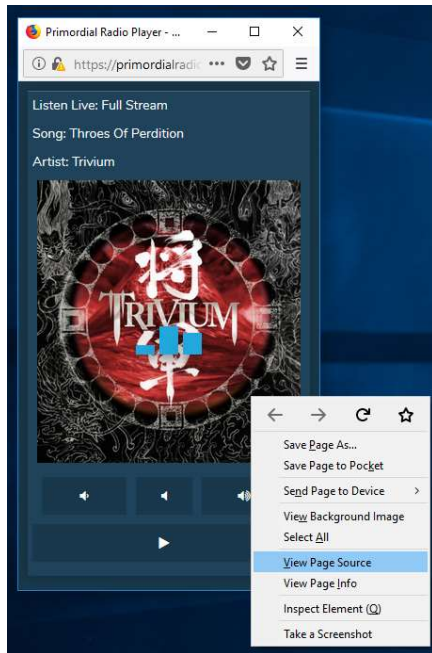
Using the My Pod skill to easily access the Primordial Radio full stream on Amazon Alexa devices

Please note:

This guide was made using a PC running Windows 10 (64 Bit), with Firefox browser 59.0.2, and an iPhone 7 Plus running iOS 10.3.3, therefore some of the screens and functions may differ slightly from those you experience.

This is intended as a guide only, not a comprehensive instruction manual.

1. Obtain your unique Primordial full stream URL. There are many ways of obtaining it. This method shows the way to view the source code from the **Popout Web Player**, using a PC with Windows 10/Firefox browser, by Right-clicking and selecting **View Page Source**.



2. Next, highlight and copy your unique full stream URL from the source code. It's the section shown here between two sets of inverted commas, beginning with:

“<http://stream.primordialradio.com/proxy/primordial?mp=/stream%3Fname=xxxxxxxxxx>”

In some cases, it may show an IP Address instead of the “stream.primordialradio.com” part, like this:

“[http:// 145.239.201.20/proxy/primordial?mp=/stream%3Fname=xxxxxxxxxx](http://145.239.201.20/proxy/primordial?mp=/stream%3Fname=xxxxxxxxxx)”

Do not include the inverted commas, only copy the characters between them.

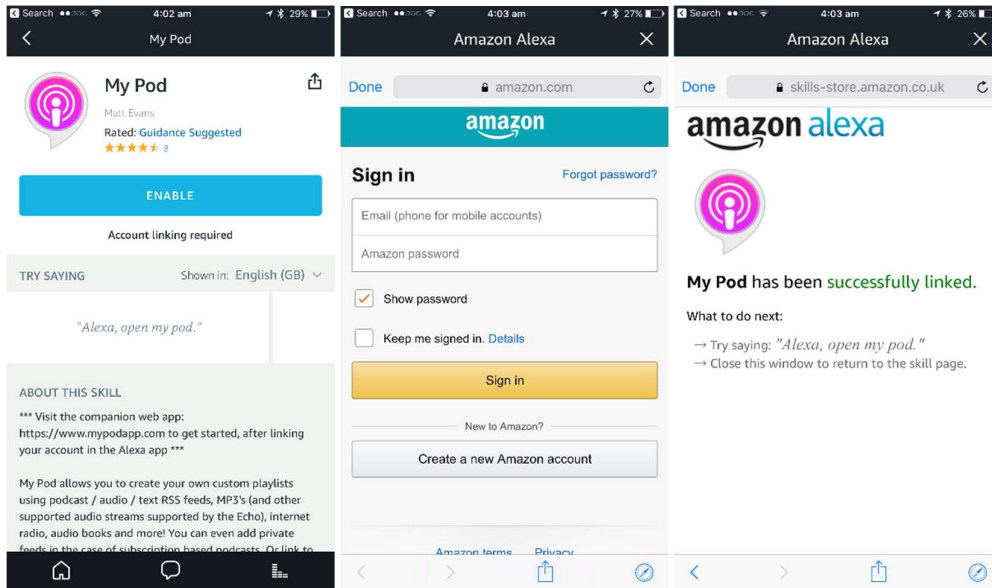
You may wish to save this link elsewhere for future use, but please bear in mind the actual link may change periodically as website and server developments/new features are added.

Note: The part after the “=” sign are your unique credentials to access the full stream.

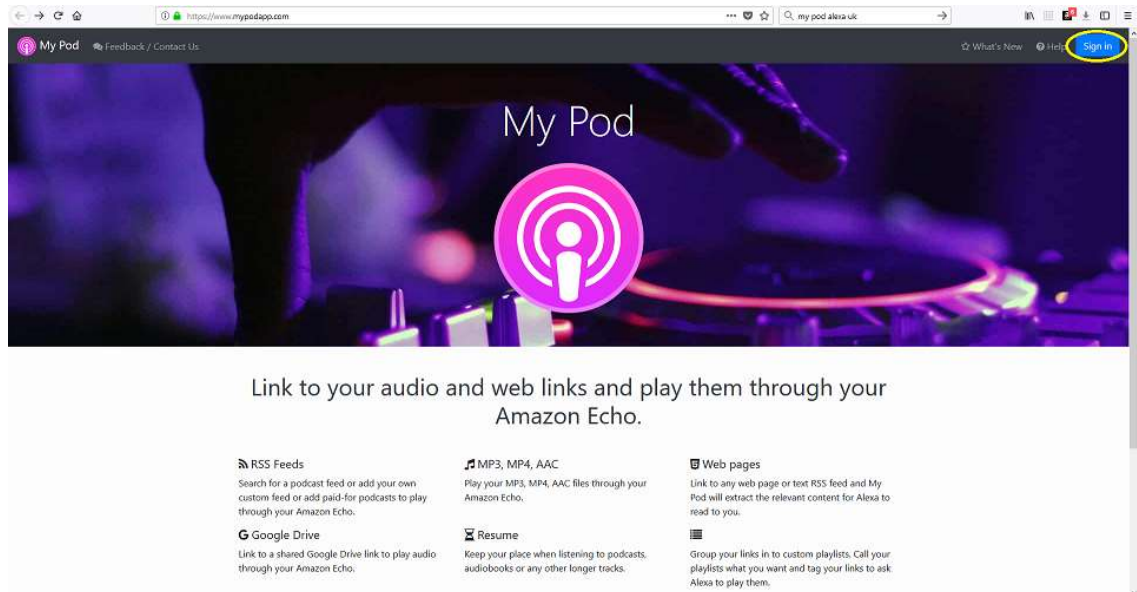
Please do not share this information with anyone else.

```
1 <!DOCTYPE html>
2 <html>
3 <head>
4 <meta charset="utf-8">
5 <meta name="viewport" content="width=device-width, initial-scale=1.0"/>
6 <title>Primal Radio Player</title>
7 <meta name="google-site-verification" content="wTt1tFt1Dg4A0Q1s4e5f5f5g5A1J1M5Dg1k1k1k" />
8 <link rel="stylesheet" href="https://maxcdn.bootstrapcdn.com/bootstrap/3.3.7/css/bootstrap.min.css" integrity="sha384-BVYiiDf1e1D9a7AkyouuA8Rg12Qm00ov7on3Y0q47a-Pa3Taz/561vtdk5b4" crossorigin="anonymous">
9 <link href="https://fonts.googleapis.com/css?family=Ubuntu" rel="stylesheet">
10 <link href="https://cdnjs.cloudflare.com/ajax/libs/font-awesome/4.7.0/css/font-awesome.min.css" rel="stylesheet">
11 <link href="https://primalradio.com/wp-content/themes/primalradio/evolved/css/player.css?ver=1.2.2&1200" rel="stylesheet">
12 <link rel="stylesheet" href="https://primalradio.com/wp-content/themes/primalradio/evolved/img/favicon.ico">
13 </head>
14 <body>
15 <div class="player">
16 <div class="live Full Stream"/>
17 <div class="cc_streaminfo home-track" data-type="tracktitle" data-username="primalradio"</div>
18 <div class="cc" data-type="trackartist" data-username="primalradio"</div>
19 <div class="center-me">
20 <div class="equalizer paused"</div>
21 </div>
22 <div id="controls">
23 <input type="button" class="prism-ui-player" value="https://primalradio.com/wp-content/themes/primalradio/evolved/js/controls.js?ver=1.2.2" />
24 <div class="vol-mute"<div class="fa fa-volume-down" aria-hidden="true"></div>
25 <div class="vol-up"<div class="fa fa-volume-up" aria-hidden="true"></div>
26 <div class="play-button"<div class="fa fa-play" aria-hidden="true"></div>
27 </div>
28 </div>
29 </body>
30 </html>
31 </script src="https://ajax.googleapis.com/ajax/libs/jquery/1.12.4/jquery.min.js"></script>
32 <script src="https://primalradio.com/wp-content/themes/primalradio/evolved/js/player.js?ver=1.2.2&1200"></script>
33 <script> (function(i,s,o,p,r,e,t){i['GoogleAnalyticsObject']=r;i[r]=i[r]||function(){(i[r].q=i[r].q||[]).push(arguments)},i[r].l=1*new Date();e=s.createElement(o), r=s.getElementsByTagName(o)[0];e.async=1;a=e.src=p.replace(/^\/./g,'');e.parentNode.insertBefore(e,r)}(window,document,"script","https://www.google-analytics.com/analytics.js","ga"));</script>
34 </body>
35 </html>
36 </script src="https://primalradio.com/wp-content/themes/primalradio/evolved/js/player.js?ver=1.2.2&1200"></script>
37 </script> (function(i,s,o,p,r,e,t){i['GoogleAnalyticsObject']=r;i[r]=i[r]||function(){(i[r].q=i[r].q||[]).push(arguments)},i[r].l=1*new Date();e=s.createElement(o), r=s.getElementsByTagName(o)[0];e.async=1;a=e.src=p.replace(/^\/./g,'');e.parentNode.insertBefore(e,r)}(window,document,"script","https://www.google-analytics.com/analytics.js","ga"));</script>
38 </body>
39 </html>
40 </script src="https://primalradio.com/wp-content/themes/primalradio/evolved/js/player.js?ver=1.2.2&1200"></script>
41 </script> (function(i,s,o,p,r,e,t){i['GoogleAnalyticsObject']=r;i[r]=i[r]||function(){(i[r].q=i[r].q||[]).push(arguments)},i[r].l=1*new Date();e=s.createElement(o), r=s.getElementsByTagName(o)[0];e.async=1;a=e.src=p.replace(/^\/./g,'');e.parentNode.insertBefore(e,r)}(window,document,"script","https://www.google-analytics.com/analytics.js","ga"));</script>
```

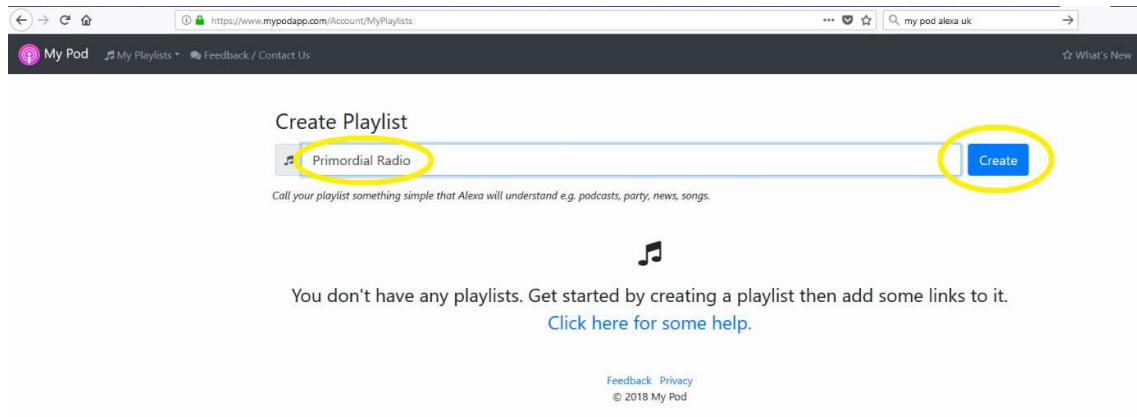
3. Open the **Alexa App** on your Mobile Phone and enable the **My Pod** skill (All 3 steps shown).



4. Go to <https://www.mypodapp.com/> and **Sign in** with the same Amazon account credentials that you use for your Alexa device. This is important to link it to your Alexa device account.



5. Enter a name for your playlist (i.e. **Primordial Radio** etc.) and click on **Create**:



- Next enter a name in the link name box (again suggest **Primordial Radio** – Cannot be blank), and paste your unique full stream link that you copied from step 2 (above) into the link URL box and click on **Create Link**.

"Alexa, ask my pod to play my Primordial Radio playlist."

Primordial Radio Save

New Link

Search for a podcast or link...

Primordial Radio

Call your link something simple that Alexa will understand e.g. news, the roan, bbc, hardcore history.

<http://stream.primordialradio.com/proxy/primordial?mp=/stream%3Fname=...>

Audio or text RSS feed Audio link Playlist link Google Drive shared folder or link Any web link

What kind of links will play?

Optional link Username Optional link Password

Make this link public. Other people will be able to see and use this link. Disable resume. Useful for live streams.

Create Link

- That's it! It may take a very short while for the link to be available to your Alexa account, but so far in testing it has worked literally straight away.
- To start playing the full stream on your Alexa device just say "**Alexa, ask My Pod to play Primordial Radio**". You can also use the following commands:

"Alexa, tell My Pod to play Primordial Radio."

"Alexa. Stop."

"Alexa, pause."

"Alexa, shut up."

"Alexa resume."

"Alexa tell My Pod to resume."

But the most important command is:

"Alexa, volume ELEVEN!"

Enjoy! 😊

For more info. about My Pod, please follow this link:

<https://www.amazon.co.uk/Matt-Evans-My-Pod/dp/B077Y6GC3D>